

www.sluhcentr.ru

слуховые аппараты, решения для слуха

о нас каталог форум контакты

РОСТОВСКИЙ ЦЕНТР КОРРЕКЦИИ СЛУХА

г. Ростов на Дону; ул. Суворова 19

(863) 264-31-56; (863) 263-02-76

обзоры, характеристики, инструкции слуховых аппаратов

новости слухопротезирования события центра

видеотека полезная информация о слуховых аппаратах

Доверьте заботу о Вашем слухе профессионалам

Центр Слухопротезирования в г. Ростове на Дону существует уже более 10 лет. Мы предлагаем полный спектр услуг, от начального определения проблемы снижения слуха до точной диагностики и подбора слухового аппарата, гарантийного, постгарантийного и сервисного обслуживания.

Новые поколения слуховых аппаратов, которые предлагает наша компания, позволяют корректировать практически любой вид тугоухости. Широкий модельный ряд - от заушных до самых маленьких внутриканальных - слуховых аппаратов позволяет успешно использовать эти слуховые аппараты, как во взрослом, так и в детском возрасте. Благодаря современным микропроцессорам и новым стратегиям обработки сигнала достигается великолепное качество звучания и оптимальная разборчивость речи в любой шумовой обстановке.

Успех слухопротезирования в нашем центре обеспечивается высоким профессионализмом наших специалистов, прошедших стажировку в ведущих центрах слухопротезирования Австрии, Германии, Швейцарии, большим выбором качественных слуховых аппаратов, использованием современного оборудования и материалов, а также чутким подходом к каждому пациенту.

Начало на следующей странице.

Next™ 4 BTE Series

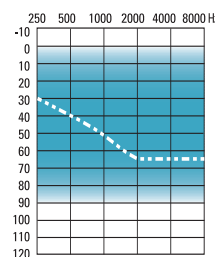
4 Channels, 8 Bands, Directional

HEARING INSTRUMENT FEATURES

- Up to 4 manual programs provide customization for individual needs and preferences
- Highly advanced feedback management that delivers more useable gain, allowing clients to enjoy the natural comforts and advantages of an open fit
- AntiShock™ instantaneously reduces the level of impulse noises such as a door slam, while maintaining the quality and intelligibility of speech
- Speech enhancement LD emphasizes speech signals based on the input level
- 4 channels, 8 bands provide flexible and accurate frequency shaping
- Fixed directional microphone system suppresses background noise sources, while focusing on sounds from the front
- Noise Reduction, Wind Noise Manager
- Data logging accurately records data on time spent in each program and listening destination. Volume control changes are also logged in manual programs
- OnBoard™ control is easily configured as a volume control or program button
- Easy-t provides automatic switching to a dedicated telephone program
- Ideal volume indicator provides a beep notification when preferred gain is reached on the volume control
- Digital volume control lever for easy control with reduced dexterity
- Low battery warning
- Start up delay
- On/Off by opening or closing the battery door
- Can be programmed using NOAH-compatible U:fit™ and Standalone U:fit fitting software v1.4 or higher
- Choice of processing strategies, WDRC or Linear Limiting
- Battery Size: 13

OPTIONS & ACCESSORIES

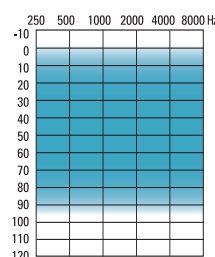
- Remote control with volume control, program change button, and more
- Tamper-resistant volume control
- Tamper-resistant battery door
- Filtered earhook
- Slim tube coupling for instant open fittings (on Next 4, 125/60 model only)
- Choice of shell colours
- Direct Audio Input unit



..... slim tube (open)
Fitting Guide



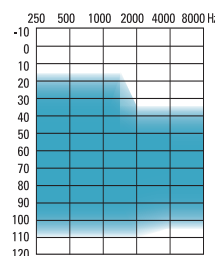
125/60
Next 4



Fitting Guide



130/70
Next 4 P (power)



Fitting Guide



135/75
Next 4 HP (high power)

Next 4 is suitable for fitting mild to severe hearing losses and can fit audiogram configurations ranging from reverse to precipitously sloping.

Next 4 BTE Series

ANSI S3.22-1996 / IEC 118-7 2CC COUPLER TECHNICAL DATA		ANSI S3.22-1996 / IEC 118-7 2CC COUPLER TECHNICAL DATA		IEC 118-0 OES COUPLER TECHNICAL DATA		
Next 4 Slim Tube (optional)	Next 4	Next 4 P (power)	Next 4 HP (high power)	Next 4 Slim Tube (optional)	Next 4 P (power)	Next 4 HP (high power)
Reference Test Frequency ANSI IEC 118-7		HFA 1.6 kHz		Reference Test Frequency IEC 118-0		1.6 kHz
OSPL90 Maximum HFA at RTF		124 dB 108 dB 109 dB	135 dB 128 dB 125 dB	128 dB 118 dB	137 dB 130 dB	140 dB 133 dB
Full on Gain (input 50 dB) Maximum HFA at RTF		53 dB 37 dB 37 dB	75 dB 65 dB 61 dB	58 dB 46 dB	73 dB 64 dB	79 dB 70 dB
Basic Frequency Response Frequency Range (Hz) Reference Test Gain (ANSI 1996)		100-6300 30 dB	100-5600 48 dB	100-5700 39 dB	100-6200 51 dB	100-5800 58 dB
Induction Coil Sensitivity (ANSI 1996, 31.6 mA/m) HFA SPLTS STS		89 dB -1 dB	108 dB 0 dB	99 dB 86 dB 77 dB	111 dB 90 dB 88 dB	118 dB 103 dB 96 dB
Current Drain at RTG		1.1 mA	1.2 mA	1.1 mA	1.1 mA	1.4 mA
Typical Battery Life		265 h	245 h	265 h	265 h	205 h
Equivalent Input Noise at RTG		28 dB	20 dB	28 dB	20 dB	20 dB
Total Harmonic Distortion at 500 Hz at 800 Hz at 1600 Hz		1% 1% 1%	4% 2% 1%	2% 2% 1%	3% 2% 2%	2% 2% 2%
EMC immunity by ANSI C63.19-2001 EMC, Low Band and High Band Omni mode/Telecoil		M4/T4	M4/T4	M4/T4	M3/T4	M3/T4

ANSI S3.22-1996 / IEC 118-7 2CC COUPLER TECHNICAL DATA		ANSI S3.22-1996 / IEC 118-7 2CC COUPLER TECHNICAL DATA		IEC 118-0 OES COUPLER TECHNICAL DATA	
Reference Test Frequency ANSI IEC 118-7		HFA 1.6 kHz		Reference Test Frequency IEC 118-0	
OSPL90 Maximum HFA at RTF		135 dB 128 dB 125 dB			
Full on Gain (input 50 dB) Maximum HFA at RTF		75 dB 65 dB 61 dB			
Basic Frequency Response Frequency Range (Hz) Reference Test Gain (ANSI 1996)		100-5600 48 dB			
Induction Coil Sensitivity (ANSI 1996, 31.6 mA/m) HFA SPLTS STS		108 dB 0 dB			

ANSI S3.22-1996 / IEC 118-7 2CC COUPLER TECHNICAL DATA		ANSI S3.22-1996 / IEC 118-7 2CC COUPLER TECHNICAL DATA		IEC 118-0 OES COUPLER TECHNICAL DATA	
Reference Test Frequency ANSI IEC 118-7		HFA 1.6 kHz		Reference Test Frequency IEC 118-0	
OSPL90 Maximum HFA at RTF		135 dB 128 dB 125 dB			
Full on Gain (input 50 dB) Maximum HFA at RTF		75 dB 65 dB 61 dB			
Basic Frequency Response Frequency Range (Hz) Reference Test Gain (ANSI 1996)		100-5600 48 dB			
Induction Coil Sensitivity (ANSI 1996, 31.6 mA/m) HFA SPLTS STS		108 dB 0 dB			

ANSI S3.22-1996 / IEC 118-7 2CC COUPLER TECHNICAL DATA		ANSI S3.22-1996 / IEC 118-7 2CC COUPLER TECHNICAL DATA		IEC 118-0 OES COUPLER TECHNICAL DATA	
Reference Test Frequency ANSI IEC 118-7		HFA 1.6 kHz		Reference Test Frequency IEC 118-0	
OSPL90 Maximum HFA at RTF		135 dB 128 dB 125 dB			
Full on Gain (input 50 dB) Maximum HFA at RTF		75 dB 65 dB 61 dB			
Basic Frequency Response Frequency Range (Hz) Reference Test Gain (ANSI 1996)		100-5600 48 dB			
Induction Coil Sensitivity (ANSI 1996, 31.6 mA/m) HFA SPLTS STS		108 dB 0 dB			

ANSI S3.22-1996 / IEC 118-7 2CC COUPLER TECHNICAL DATA		ANSI S3.22-1996 / IEC 118-7 2CC COUPLER TECHNICAL DATA		IEC 118-0 OES COUPLER TECHNICAL DATA	
Reference Test Frequency ANSI IEC 118-7		HFA 1.6 kHz		Reference Test Frequency IEC 118-0	
OSPL90 Maximum HFA at RTF		135 dB 128 dB 125 dB			
Full on Gain (input 50 dB) Maximum HFA at RTF		75 dB 65 dB 61 dB			
Basic Frequency Response Frequency Range (Hz) Reference Test Gain (ANSI 1996)		100-5600 48 dB			
Induction Coil Sensitivity (ANSI 1996, 31.6 mA/m) HFA SPLTS STS		108 dB 0 dB			

ANSI S3.22-1996 / IEC 118-7 2CC COUPLER TECHNICAL DATA		ANSI S3.22-1996 / IEC 118-7 2CC COUPLER TECHNICAL DATA		IEC 118-0 OES COUPLER TECHNICAL DATA	
Reference Test Frequency ANSI IEC 118-7		HFA 1.6 kHz		Reference Test Frequency IEC 118-0	
OSPL90 Maximum HFA at RTF		135 dB 128 dB 125 dB			
Full on Gain (input 50 dB) Maximum HFA at RTF		75 dB 65 dB 61 dB			
Basic Frequency Response Frequency Range (Hz) Reference Test Gain (ANSI 1996)		100-5600 48 dB			
Induction Coil Sensitivity (ANSI 1996, 31.6 mA/m) HFA SPLTS STS		108 dB 0 dB			

ANSI S3.22-1996 / IEC 118-7 2CC COUPLER TECHNICAL DATA		ANSI S3.22-1996 / IEC 118-7 2CC COUPLER TECHNICAL DATA		IEC 118-0 OES COUPLER TECHNICAL DATA	
Reference Test Frequency ANSI IEC 118-7		HFA 1.6 kHz		Reference Test Frequency IEC 118-0	
OSPL90 Maximum HFA at RTF		135 dB 128 dB 125 dB			
Full on Gain (input 50 dB) Maximum HFA at RTF		75 dB 65 dB 61 dB			
Basic Frequency Response Frequency Range (Hz) Reference Test Gain (ANSI 1996)		100-5600 48 dB			
Induction Coil Sensitivity (ANSI 1996, 31.6 mA/m) HFA SPLTS STS		108 dB 0 dB			

ANSI S3.22-1996 / IEC 118-7 2CC COUPLER TECHNICAL DATA		ANSI S3.22-1996 / IEC 118-7 2CC COUPLER TECHNICAL DATA		IEC 118-0 OES COUPLER TECHNICAL DATA	
Reference Test Frequency ANSI IEC 118-7		HFA 1.6 kHz		Reference Test Frequency IEC 118-0	
OSPL90 Maximum HFA at RTF		135 dB 128 dB 125 dB			
Full on Gain (input 50 dB) Maximum HFA at RTF		75 dB 65 dB 61 dB			
Basic Frequency Response Frequency Range (Hz) Reference Test Gain (ANSI 1996)		100-5600 48 dB			
Induction Coil Sensitivity (ANSI 1996, 31.6 mA/m) HFA SPLTS STS		108 dB 0 dB			

ANSI S3.22-1996 / IEC 118-7 2CC COUPLER TECHNICAL DATA		ANSI S3.22-1996 / IEC 118-7 2CC COUPLER TECHNICAL DATA		IEC 118-0 OES COUPLER TECHNICAL DATA	
Reference Test Frequency ANSI IEC 118-7		HFA 1.6 kHz		Reference Test Frequency IEC 118-0	
OSPL90 Maximum HFA at RTF		135 dB 128 dB 125 dB			
Full on Gain (input 50 dB) Maximum HFA at RTF		75 dB 65 dB 61 dB			
Basic Frequency Response Frequency Range (Hz) Reference Test Gain (ANSI 1996)		100-5600 48 dB			
Induction Coil Sensitivity (ANSI 1996, 31.6 mA/m) HFA SPLTS STS		108 dB 0 dB			

ANSI S3.22-1996 / IEC 118-7 2CC COUPLER TECHNICAL DATA		ANSI S3.22-1996 / IEC 118-7 2CC COUPLER TECHNICAL DATA		IEC 118-0 OES COUPLER TECHNICAL DATA	
Reference Test Frequency ANSI IEC 118-7		HFA 1.6 kHz		Reference Test Frequency IEC 118-0	
OSPL90 Maximum HFA at RTF		135 dB 128 dB 125 dB			
Full on Gain (input 50 dB) Maximum HFA at RTF		75 dB 65 dB 61 dB			
Basic Frequency Response Frequency Range (Hz) Reference Test Gain (ANSI 1996)		100-5600 48 dB			
Induction Coil Sensitivity (ANSI 1996, 31.6 mA/m) HFA SPLTS STS		108 dB 0 dB			

ANSI S3.22-1996 / IEC 118-7 2CC COUPLER TECHNICAL DATA		ANSI S3.22-1996 / IEC 118-7 2CC COUPLER TECHNICAL DATA		IEC 118-0 OES COUPLER TECHNICAL DATA	
Reference Test Frequency ANSI IEC 118-7		HFA 1.6 kHz		Reference Test Frequency IEC 118-0	
OSPL90 Maximum HFA at RTF		135 dB 128 dB 125 dB			
Full on Gain (input 50 dB) Maximum HFA at RTF		75 dB 65 dB 61 dB			
Basic Frequency Response Frequency Range (Hz) Reference Test Gain (ANSI 1996)		100-5600 48 dB			
Induction Coil Sensitivity (ANSI 1996, 31.6 mA/m) HFA SPLTS STS		108 dB 0 dB			

ANSI S3.22-1996 / IEC 118-7 2CC COUPLER TECHNICAL DATA		ANSI S3.22-1996 / IEC 118-7 2CC COUPLER TECHNICAL DATA		IEC 118-	
--------------------------------------------------------	--	--------------------------------------------------------	--	----------	--