

Next™ 8 BTE Series

AutoPro2™

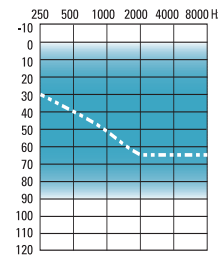
8 Channels, 8 Bands, Adaptive Directionality

HEARING INSTRUMENT FEATURES

- AutoPro2™ intelligently analyzes the input signal and quickly adapts to 1 of 2 distinct destinations. Within each destination, the adaptive features can be customized for optimal listening and comfort
- Highly advanced feedback management that delivers more usable gain, allowing clients to enjoy the natural comforts and advantages of an open fit
- AntiShock™ instantaneously reduces the level of impulse noises such as a door slam, while maintaining the quality and intelligibility of speech
- Speech enhancement LD emphasizes speech signals based on the input level
- 8 channels provide high resolution signal processing
- Adaptive directional microphone system tracks and suppresses moving noise sources, while focusing on sounds from the front
- Noise Reduction, Wind Noise Manager
- Data logging accurately records data on time spent in each program and listening destination. Volume control changes are also logged in manual and automatic programs
- MyMusic™ enhances the music listening experience by bringing out the rich, full tones of music
- OnBoard™ control is easily configured as a volume control or program button
- Easy-t provides automatic switching to a dedicated telephone program
- Ideal volume indicator provides a beep notification when preferred gain is reached on the volume control
- Digital volume control lever for easy control with reduced dexterity
- Up to 3 additional manual programs provide customization for individual needs and preferences
- Easy-DAI provides automatic switching to a dedicated DAI program
- Low battery warning
- Start up delay
- On/Off by opening or closing the battery door
- Can be programmed using NOAH-compatible U:fit™ and Standalone U:fit fitting software v1.4 or higher
- Choice of processing strategies, WDRC or Linear Limiting
- Battery Size: 13

OPTIONS & ACCESSORIES

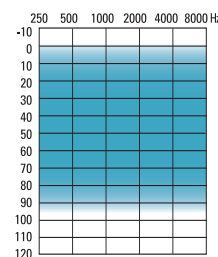
- Remote control with volume control, program change button, and more
- Tamper-resistant volume control
- Tamper-resistant battery door
- Filtered earhook
- Slim tube coupling for instant open fittings (on Next 8, 125/60 model only)
- Choice of shell colours
- Direct Audio Input unit



..... slim tube (open)
Fitting Guide



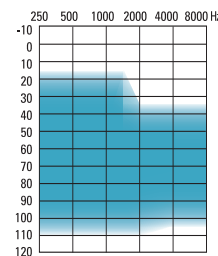
125/60
Next 8



Fitting Guide



130/70
Next 8 P (power)



Fitting Guide



135/75
Next 8 HP (high power)

Next 8 is suitable for fitting mild to severe hearing losses and can fit audiogram configurations ranging from reverse to precipitously sloping.

www.sluhcentr.ru

слуховые аппараты, решения для слуха

о нас каталог форум контакты

РОСТОВСКИЙ ЦЕНТР КОРРЕКЦИИ СЛУХА

г. Ростов на Дону; ул. Суворова 19

(863) 264-31-56; (863) 263-02-76

обзоры, характеристики, инструкции слуховых аппаратов

новости слухопротезирования события центра

видеотека полезная информация о слуховых аппаратах

Доверьте заботу о Вашем слухе профессионалам

Центр Слухопротезирования в г. Ростове на Дону существует уже более 10 лет. Мы предлагаем полный спектр услуг, от начального определения проблемы снижения слуха до точной диагностики и подбора слухового аппарата, гарантийного, постгарантийного и сервисного обслуживания.

Новые поколения слуховых аппаратов, которые предлагает наша компания, позволяют корректировать практически любой вид тугоухости. Широкий модельный ряд - от заушных до самых маленьких внутриканальных - слуховых аппаратов позволяет успешно использовать эти слуховые аппараты, как во взрослом, так и в детском возрасте. Благодаря современным микропроцессорам и новым стратегиям обработки сигнала достигается великолепное качество звучания и оптимальная разборчивость речи в любой шумовой обстановке.

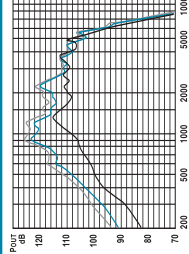
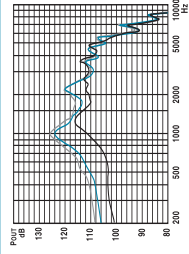
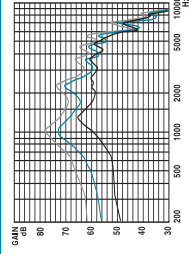
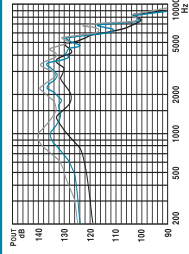
Успех слухопротезирования в нашем центре обеспечивается высоким профессионализмом наших специалистов, прошедших стажировку в ведущих центрах слухопротезирования Австрии, Германии, Швейцарии, большим выбором качественных слуховых аппаратов, использованием современного оборудования и материалов, а также чутким подходом к каждому пациенту.

Начало на следующей странице.

Next 8 BTE Series

ANSI S3.22-1996 / IEC 118-7 2CC COUPLER TECHNICAL DATA		ANSI S3.22-1996 / IEC 118-7 2CC COUPLER TECHNICAL DATA		IEC 118-0 OES COUPLER TECHNICAL DATA	
Reference Test Frequency ANSI IEC 118-7	Next 8 Slim Tube (optional)	Next 8	Next 8 P (power)	Next 8 HP (high power)	Next 8 HP (high power)
Reference Test Frequency ANSI IEC 118-7	HFA 2.5 kHz	HFA 1.6 kHz	HFA 1.6 kHz	HFA 1.6 kHz	HFA 1.6 kHz
OSPL90 Maximum HFA at RTF	124 dB 108 dB 109 dB	125 dB 122 dB 121 dB	130 dB 125 dB 123 dB	135 dB 128 dB 125 dB	140 dB 137 dB 133 dB
Full on Gain (input 50 dB) Maximum HFA at RTF	53 dB 37 dB 37 dB	60 dB 52 dB 51 dB	70 dB 60 dB 57 dB	75 dB 65 dB 61 dB	79 dB 73 dB 70 dB
Basic Frequency Response Frequency Range (Hz) Reference Test Gain (ANSI 1996)	100-6300 30 dB	100-5900 45 dB	100-5600 48 dB	100-5600 51 dB	100-5800 55 dB
Induction Coil Sensitivity (ANSI 1996, 31.6 mA/m) HFA SPLTS STS	89 dB -1 dB	104 dB -1 dB	108 dB 0 dB	111 dB 0 dB	115 dB 100 dB 96 dB
Current Drain at RTG	1.1 mA	1.2 mA	1.7 mA	2.2 mA	1.4 mA
Typical Battery Life	265 h	245 h	170 h	132 h	205 h
Equivalent Input Noise at RTG	28 dB	20 dB	20 dB	20 dB	20 dB
Total Harmonic Distortion	1%	4%	1%	2%	2%
at 500 Hz	1%	2%	1%	2%	2%
at 800 Hz	1%	1%	1%	2%	2%
at 1600 Hz	1%	1%	1%	1%	2%
EMC immunity by ANSI C63.19-2001 EMC, Low Band and High Band Omni mode/Telecoil	M4/T4	M4/T4	M3/T4	M3/T4	40/51

ANSI S3.22-1996 / IEC 118-7 2CC COUPLER TECHNICAL DATA		ANSI S3.22-1996 / IEC 118-7 2CC COUPLER TECHNICAL DATA		IEC 118-0 OES COUPLER TECHNICAL DATA	
Reference Test Frequency ANSI IEC 118-7	Next 8 Slim Tube (optional)	Next 8	Next 8 P (power)	Next 8 HP (high power)	Next 8 HP (high power)
Reference Test Frequency ANSI IEC 118-7	HFA 2.5 kHz	HFA 1.6 kHz	HFA 1.6 kHz	HFA 1.6 kHz	HFA 1.6 kHz
OSPL90 Maximum at RTF	128 dB 118 dB	133 dB 129 dB	137 dB 130 dB	140 dB 133 dB	140 dB 133 dB
Full on Gain (input 50 dB) Maximum at RTF	58 dB 46 dB	63 dB 59 dB	73 dB 64 dB	79 dB 70 dB	79 dB 70 dB
Basic Frequency Response Frequency Range in Hz (DIN) Reference Test Gain	100-5700 39 dB	100-6200 51 dB	100-5800 55 dB	100-5800 58 dB	100-5800 58 dB
Induction Coil Sensitivity Graph shown for 31.6 mA/m at RTG at RTF (1 mA/m at Full On Gain) Maximum at RTF	99 dB 86 dB 77 dB	111 dB 90 dB 88 dB	115 dB 100 dB 93 dB	118 dB 103 dB 96 dB	118 dB 103 dB 96 dB
Current Drain at RTG	1.1 mA	1.1 mA	1.3 mA	1.4 mA	1.4 mA
Typical Battery Life	265 h	265 h	220 h	205 h	205 h
Equivalent Input Noise at RTG	28 dB	20 dB	20 dB	20 dB	20 dB
Total Harmonic Distortion	2%	3%	2%	2%	2%
at 500 Hz	2%	2%	2%	2%	2%
at 800 Hz	1%	2%	2%	2%	2%
at 1600 Hz	1%	2%	2%	2%	2%
EMC immunity by IEC 118-13, Field Strength 75/50 V/m, Omni mode	39/48	39/48	40/51	40/51	40/51
IRIL Low/High band dB SPL					



Test Conditions:

Battery: 13
Source: Voltage 1.3 V
Earhook: Unfiltered
Tubing: Length 25 mm; Inside Diameter 1.93 mm
The measurement data obtained with hearing instrument set to omni mode with all adaptive features disabled.

Domes should never be fitted on patients with perforated eardrums, exposed middle ear cavities, or surgically altered ear canals. In the case of such a condition, we recommend to use a customized ear mold. Sound pressure level of this hearing aid exceeds 132 dB SPL. We reserve the right to change specification data without notice as improvements are introduced.

