

www.sluhcentr.ru

слуховые аппараты, решения для слуха

о нас каталог форум контакты

РОСТОВСКИЙ ЦЕНТР КОРРЕКЦИИ СЛУХА

г. Ростов на Дону; ул. Суворова 19

(863) 264-31-56; (863) 263-02-76

обзоры, характеристики, инструкции слуховых аппаратов

новости слухопротезирования события центра

видеотека полезная информация о слуховых аппаратах

Доверьте заботу о Вашем слухе профессионалам

Центр Слухопротезирования в г. Ростове на Дону существует уже более 10 лет. Мы предлагаем полный спектр услуг, от начального определения проблемы снижения слуха до точной диагностики и подбора слухового аппарата, гарантийного, постгарантийного и сервисного обслуживания.

Новые поколения слуховых аппаратов, которые предлагает наша компания, позволяют корректировать практически любой вид тугоухости. Широкий модельный ряд - от заушных до самых маленьких внутриканальных - слуховых аппаратов позволяет успешно использовать эти слуховые аппараты, как во взрослом, так и в детском возрасте. Благодаря современным микропроцессорам и новым стратегиям обработки сигнала достигается великолепное качество звучания и оптимальная разборчивость речи в любой шумовой обстановке.

Успех слухопротезирования в нашем центре обеспечивается высоким профессионализмом наших специалистов, прошедших стажировку в ведущих центрах слухопротезирования Австрии, Германии, Швейцарии, большим выбором качественных слуховых аппаратов, использованием современного оборудования и материалов, а также чутким подходом к каждому пациенту.

Начало на следующей странице.

Next™ 8 Custom AutoPro2™

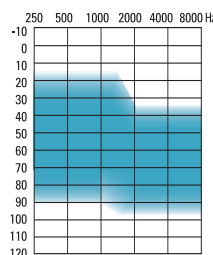
8 Channels, 8 Bands, Adaptive Directionality

HEARING INSTRUMENT FEATURES

- AutoPro2™ intelligently analyzes the input signal and quickly adapts to 1 of 2 distinct destinations. Within each destination, the adaptive feature can be customized for optimal listening and comfort
- Highly advanced feedback management that delivers more useable gain, allowing clients to enjoy the natural comforts and advantages of an open fit
- AntiShock™ instantaneously reduces the level of impulse noises such as a door slam, while maintaining the quality and intelligibility of speech
- Speech enhancement LD emphasizes speech signals based on the input level
- 8 channels provide high resolution signal processing
- Adaptive directional microphone system tracks and suppresses moving noise sources, while focusing on sounds from the front
- Noise Reduction, Wind Noise Manager
- Data logging accurately records data on time spent in each program and listening destination. Volume control changes are also logged in manual and automatic programs.
- MyMusic™ enhances the music listening experience by bringing out the rich, full tones of music
- OnBoard™ control is easily configured as a volume™ or program button
- Easy-t provides automatic switching to a dedicated telephone program
- Ideal volume indicator provides a beep notification when preferred gain is reached on the volume control
- Up to 3 additional manual programs provide customization for individual needs and preferences
- Low battery warning
- Start up delay
- On/Off by opening or closing the battery door
- Can be programmed using NOAH-compatible U:fit™ and Standalone U:fit fitting software v1.4 or higher
- Choice of processing strategies, WDRC or Linear Limiting

OPTIONS AND ACCESSORIES

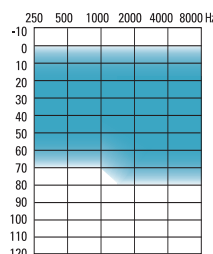
- Remote control with volume control, program change button, and more
- Telecoil (T) or Microphone/Telecoil (MT) option can be set as one of the three manual programs



Fitting Guide



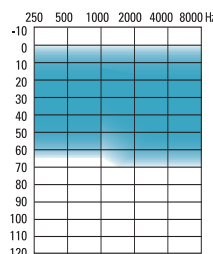
122/60
Full Shell Power



Fitting Guide



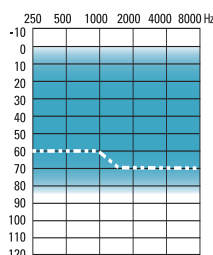
115/50
Full Shell



Fitting Guide



113/48
Half Shell / Canal

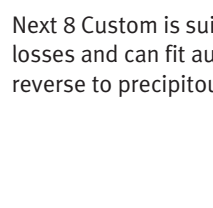
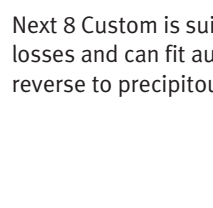
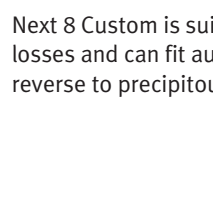
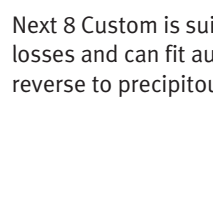
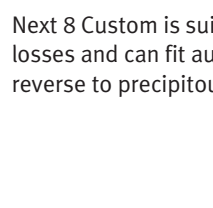
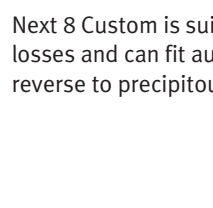
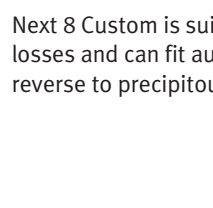
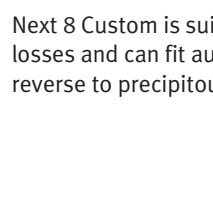
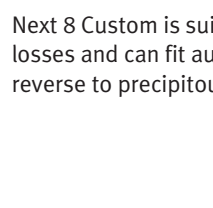
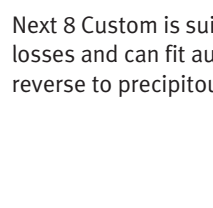
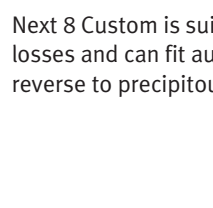
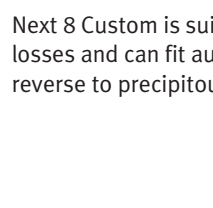
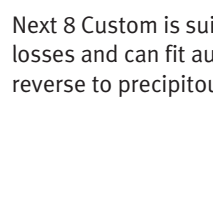
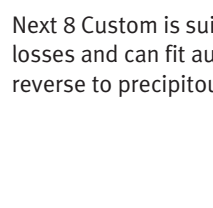
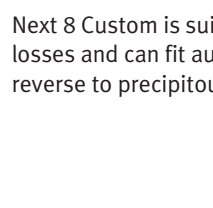
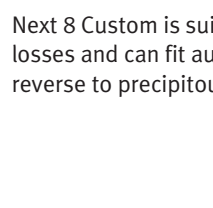
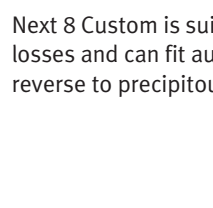
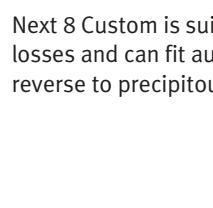
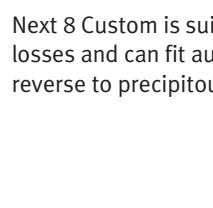
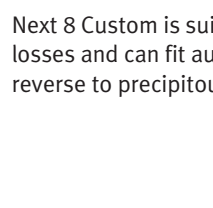
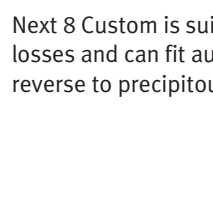
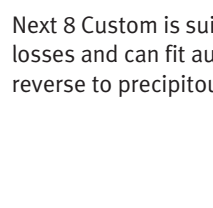
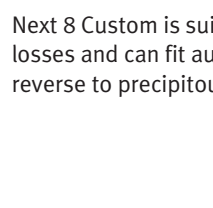
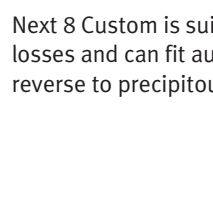
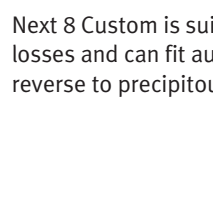
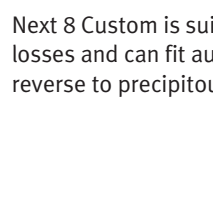
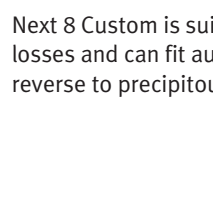
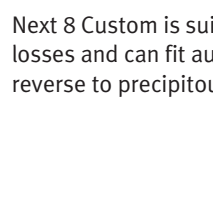
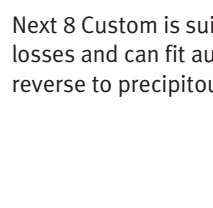
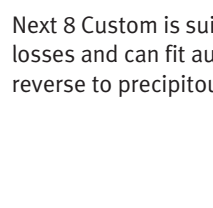
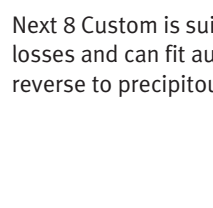
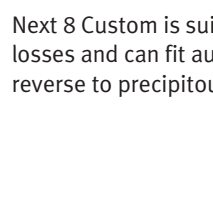
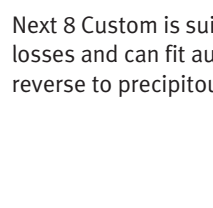
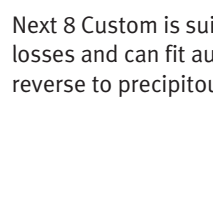
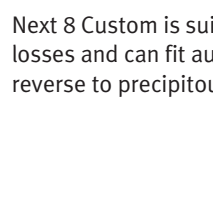
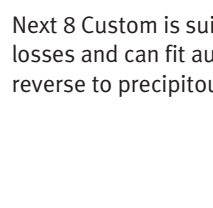
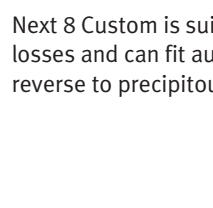
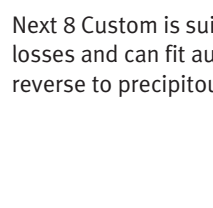
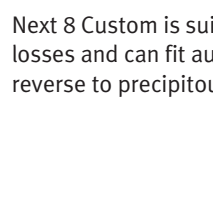
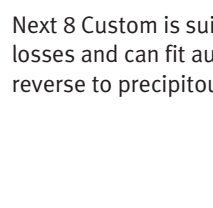
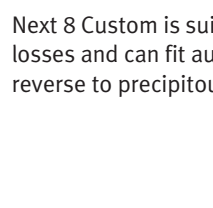
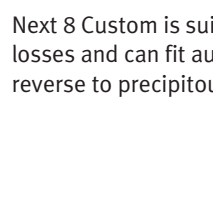
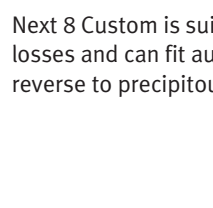
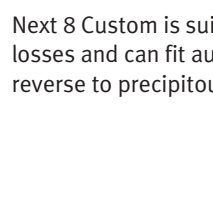
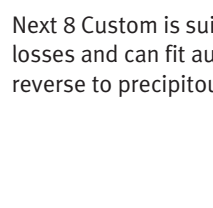
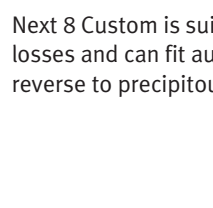
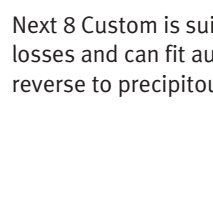
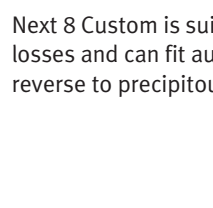
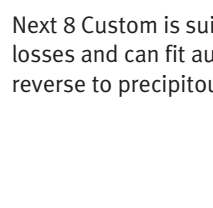
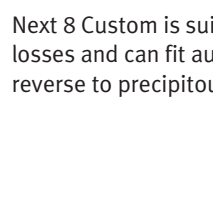
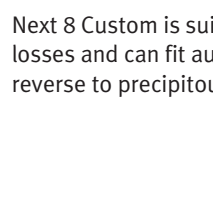
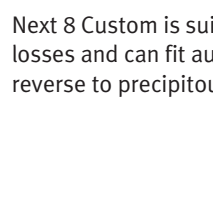
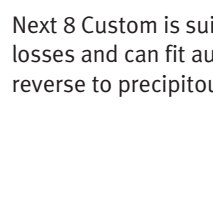
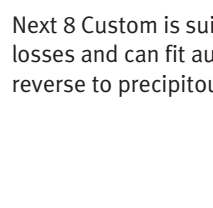
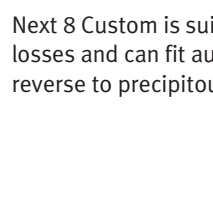
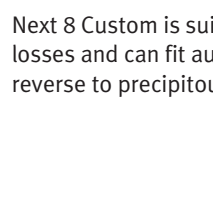
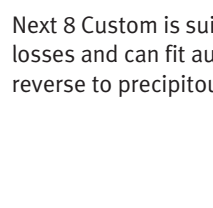
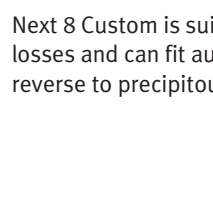
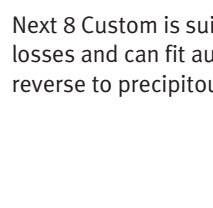
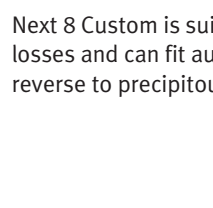
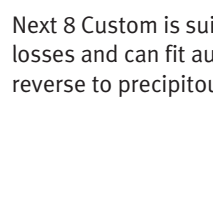
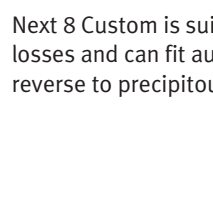
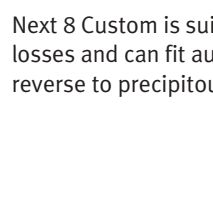
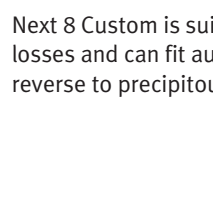
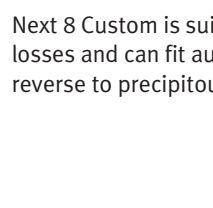
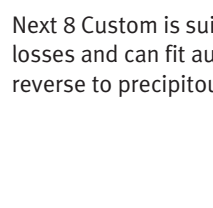
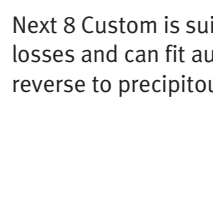
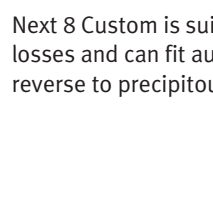
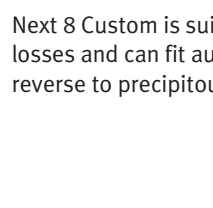
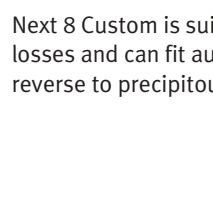
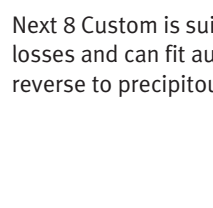
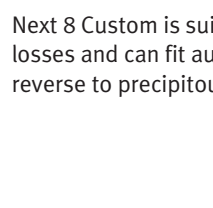
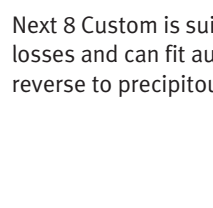
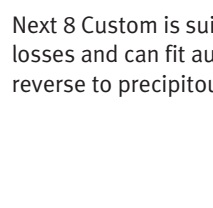
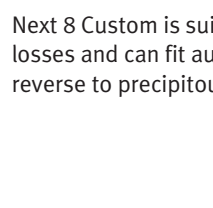
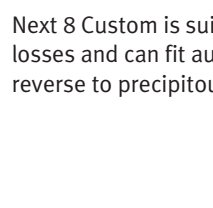
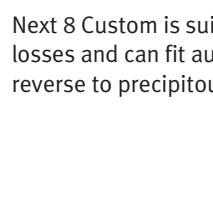
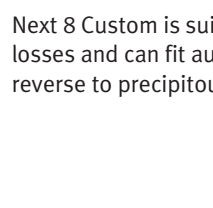
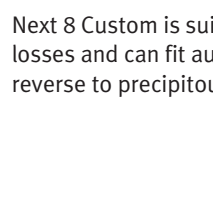
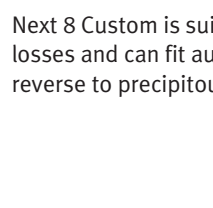
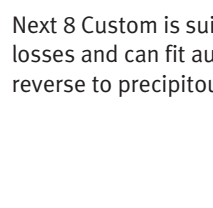
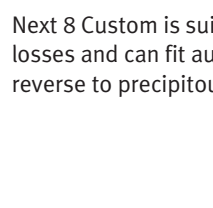
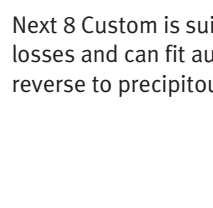
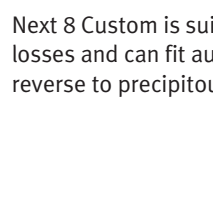
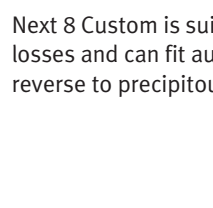
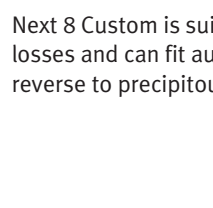
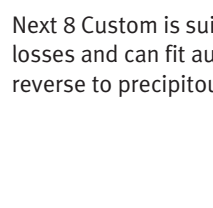
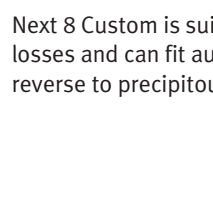
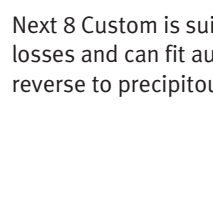
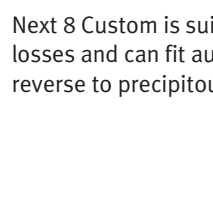
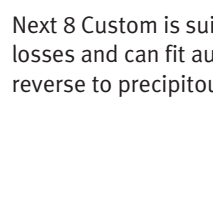
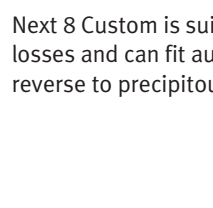
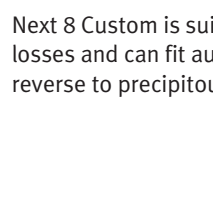
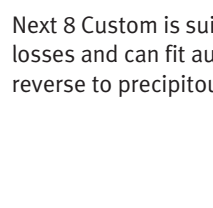
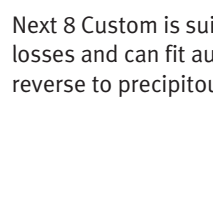
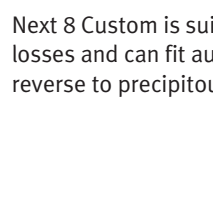
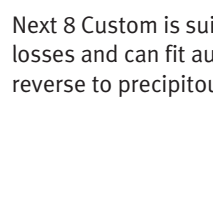
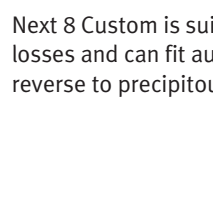
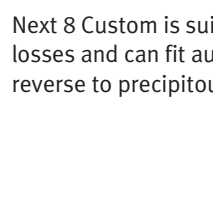
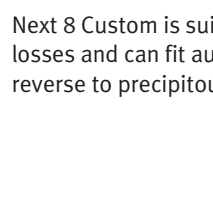


Fitting Guide



112/40
Mini Canal / CIC

116/55
CIC Power



ANSI S3.22-1996 / IEC 118-7 2CC COUPLER TECHNICAL DATA				IEC 118-0 OES COUPLER TECHNICAL DATA			
	CIC/Mini Canal	CIC Power	Canal/Half Shell	Full Shell	Full Shell Power		
OSPL90 Maximum HFA at 1.6 kHz	112 dB	116 dB	113 dB	115 dB	122 dB		OSPL90 Maximum Output at 1.6 kHz
	108 dB	112 dB	109 dB	110 dB	119 dB		
	107 dB	111 dB	108 dB	109 dB	121 dB		
Full on Gain (input 50 dB) Maximum HFA at 1.6 kHz	40 dB	55 dB	48 dB	50 dB	60 dB		Full on Gain (input 50 dB) Maximum at 1.6 kHz
	32 dB	50 dB	42 dB	43 dB	53 dB		
	31 dB	49 dB	41 dB	42 dB	56 dB		
Basic Frequency Response Frequency Range (Hz) Reference Test Gain (ANSI 1996)	200-7200	200-6700	200-6500	200-7100	200-5300		Basic Frequency Response Frequency Range in Hz (DIN) Reference Test Gain
	31 dB	35 dB	32 dB	33 dB	42 dB		
Induction Coil Sensitivity (ANSI 1996; 31.6 mA/m) HFA SPLITS STS	92 dB 1 dB	N/A N/A	92 dB 0 dB	94 dB 1 dB	102 dB 0 dB		Induction Coil Sensitivity Graph shown for 31.6 mA/m at RTG At RTF (1 mA/m at Full On Gain) Maximum at RTF
	1.1 mA 10A	1.1 mA 10A	1.1 mA 312	1.1 mA 13	1.1 mA 13		
Current Drain at RTG	1.1 mA	1.1 mA	1.1 mA	1.1 mA	1.1 mA		Current Drain at RTG
Battery Size	80 h	80 h	135 h	260 h	260 h		Battery Size
Typical Battery Life	22 dB	22 dB	22 dB	22 dB	22 dB		Typical Battery Life
Equivalent Input Noise at RTG	1.0% 0.5% 0.5%	1.0% 0.5% 1.0%	1.5% 1.5% 1.0%	1.0% 0.5% 0.5%	1.0% 0.5% 0.5%		Equivalent Input Noise at RTG
Total Harmonic Distortion	1.5% 1.0% 1.0%	1.5% 1.5% 1.5%	1.5% 1.5% 1.5%	1.5% 1.5% 1.5%	1.5% 1.5% 1.5%		Total Harmonic Distortion
EMC immunity by ANSI C63-19-2001 EMC, Omni mode/Telecoil	M4/T4	M4/T4	M4/T4	M4/T4	M4/T4		EMC immunity by IEC 118-13, Field Strength 75/50 V/m, Omni mode

We reserve the right to change specification data without notice as improvements are introduced.

